



MY SCHOOL INFO

SEARCH • COMPARE • INFORM

JANUARY 2017 ENHANCEMENTS



*Arkansas Department of Education
Four Capitol Mall, Little Rock, AR 72201
Copyright © 2017. All rights reserved.*



TABLE OF CONTENTS

1	<i>Summary</i>	2
2	<i>New Features</i>	3
2.1	<i>Saved Reports</i>	3
2.2	<i>Shared Reports</i>	4
2.3	<i>Custom Reports: Selecting a School Year Range</i>	6
2.4	<i>Statewide Reports: Run from School or District Search Results</i>	6
2.5	<i>Statewide Reports: Click on a School or District to View Details</i>	7
2.6	<i>Search by Arkansas Congressional Districts</i>	8
3	<i>Data Updates</i>	9
3.1	<i>ACT Performance Counts</i>	9
3.2	<i>ACT Aspire Science Scores</i>	9
3.3	<i>Teacher Licensure Exceptions</i>	9
3.4	<i>Computer Science Enrollment</i>	10
3.5	<i>Student Medical Dyslexia</i>	10



1 SUMMARY

The January 2017 update of My School Info provides several new features and additional data sets.

After logging into the system, authorized users will now see a “My Saved Reports” page which will allow them to save a custom report or statewide report for later use with the “Save Report” feature. Users who are not logged into the system can send a custom report or statewide report to an email address with the “Share Report” feature.

Custom reports have been enhanced with a new slider to choose the year range to run the reports.

Statewide reports can now be limited to a specific list of schools or districts by performing a school or district search and then clicking “Generate Report”. Also, when viewing a statewide report, a school or district can be viewed by clicking on the name of the school or district.

Schools and districts can now be searched by choosing a Congressional District from the main search page.

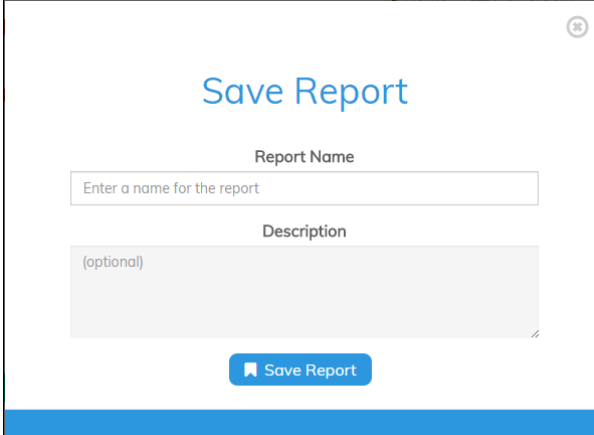
New data sets available include: ACT Performance Counts which include the number of students tested, ACT Aspire Science scores, teacher licensure exceptions, computer science enrollment by course and by grade and race, and student dyslexia counts.

2 NEW FEATURES

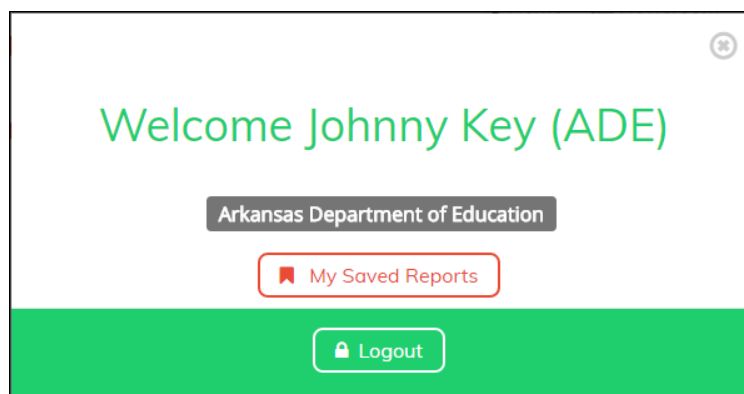

2.1 SAVED REPORTS

The report configuration for Custom Reports and Statewide Reports can now be saved to your account to make it easier to run the reports again later. To use this feature, you must be logged in. You can log in using ADE domain credentials or State Active Directory (SSO) credentials.

Click the “Save Report” button, then enter a name and description for the report.

A screenshot of a web form titled "Save Report". It features a "Report Name" field with the placeholder text "Enter a name for the report" and a "Description" field with the placeholder text "(optional)". A blue "Save Report" button is located at the bottom of the form.

Afterwards, click the “Profile” link at the top of the screen and then click “My Saved Reports”.



The My Saved Reports page will appear which allow you to view all reports you have saved. From this screen, you can load that saved report and optionally edit the report configuration before running the report again.

My Saved Reports

Show entries

Search:

Report Type	Date	Name	Description
Schools Custom Report	12/20/2016 3:21:02 PM	Basic LEA Information	This report shows basic LEA information for three schools.

Showing 1 to 1 of 1 entries

Previous **1** Next

2.2 SHARED REPORTS

Similar to the Saved Reports feature, the “Shared Reports” feature allows users who are not logged into the system to save a report by sending a link to either their own e-mail address or to others.

Click the “Share Report” button to display a form to enter your contact information and your recipient’s e-mail address.



Share Report


Report Name

Your Name

Your E-mail Address

Recipient E-mail Address

Message to Recipient (optional)

I'm not a robot 

After filling out the details and fulfilling the security check, a link to the report will be sent to the recipient via e-mail.



MY SCHOOL INFO
SEARCH • COMPARE • INFORM

See below for an example of a shared report e-mail.



MY SCHOOL INFO
SEARCH • COMPARE • INFORM

A report has been shared with you.

Report Name: Basic LEA Information

Report Type: Schools Custom Report

Shared By: Sample User (sender.address@arkansas.gov)

Sent To: recipient.address@arkansas.gov

Click here to view the report

Message:

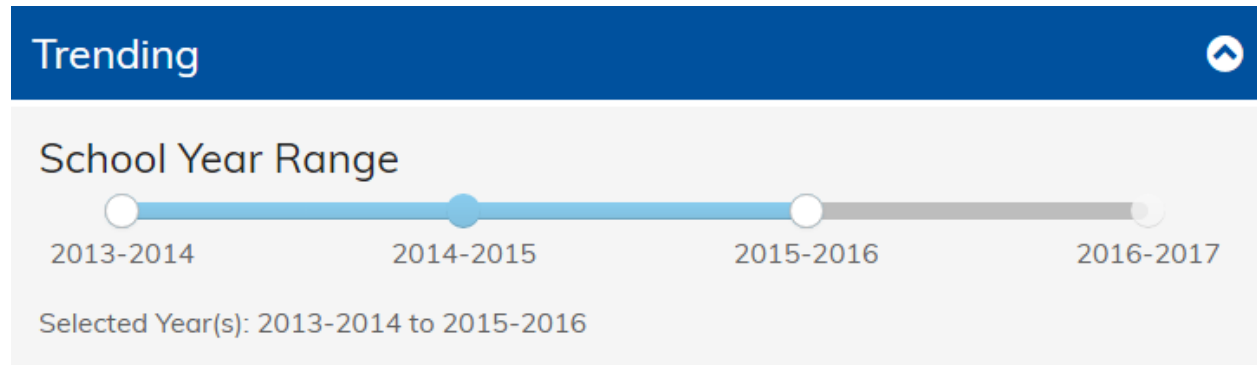
Here is the report that I told you about!



Arkansas Department of Education
Four Capitol Mall, Little Rock, AR 72201
Copyright © 2016. All rights reserved.

2.3 CUSTOM REPORTS: SELECTING A SCHOOL YEAR RANGE

Custom Reports now allow selecting a year range with a slider control. This will allow users to choose a range of more than three school years.



Trending

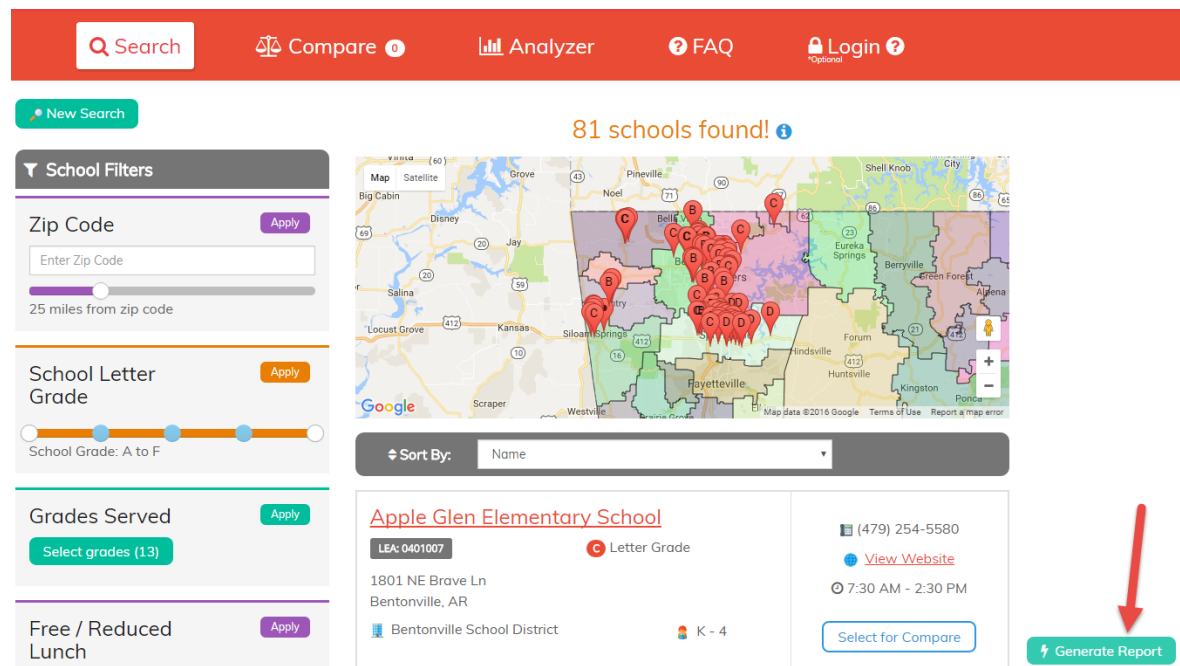
School Year Range

2013-2014 2014-2015 2015-2016 2016-2017

Selected Year(s): 2013-2014 to 2015-2016

2.4 STATEWIDE REPORTS: RUN FROM SCHOOL OR DISTRICT SEARCH RESULTS

There is a new button labeled "Generate Report" at the bottom of the school or district search results page. Clicking this option will allow you to run a Statewide Report with only the schools listed in the current search results. In the example below, 81 schools were found. After clicking the "Generate Report" button and then choosing the fields to display, the Statewide Report was displayed with just these 81 schools. Click the "Remove filter" button to clear the school or district filter and display all schools or districts.



Search Compare Analyzer FAQ Login

New Search

School Filters

Zip Code Apply

Enter Zip Code

25 miles from zip code

School Letter Grade Apply

School Grade: A to F

Grades Served Apply

Select grades (13)

Free / Reduced Lunch Apply

81 schools found!

Map Satellite

Sort By: Name

Apple Glen Elementary School

LEA: 0401007 Letter Grade

1801 NE Brave Ln
Bentonville, AR

Bentonville School District K - 4

(479) 254-5580

View Website

7:30 AM - 2:30 PM

Select for Compare

Generate Report

Statewide Report

School Year 2015-2016

[Remove filter](#) You are currently only viewing data for the 81 school(s) that were found in your search results.

LEA	School Name	General			
		LEA Information			
		District	Website	Grades Served	
0401001	Thomas Jefferson Elem. School	BENTONVILLE SCHOOL DIST...	http://www.bentonville12.org	K-4	
0401002	Washington Junior High School	BENTONVILLE SCHOOL DIST...	http://www.bentonville12.org	7-8	
0401003	Bentonville High School	BENTONVILLE SCHOOL DIST...	http://www.bentonville12.org	9-12	
0401004	R.E. Baker Elementary School	BENTONVILLE SCHOOL DIST...	http://www.bentonville12.org	K-4	
0401005	Old High Middle School	BENTONVILLE SCHOOL DIST...	http://www.bentonville12.org	5-6	
0401006	Sugar Creek Elementary School	BENTONVILLE SCHOOL DIST...	http://www.bentonville12.org	K-4	

LEA count: 81
● Maximum ● Minimum ● Average

2.5 STATEWIDE REPORTS: CLICK ON A SCHOOL OR DISTRICT TO VIEW DETAILS

You can now click on the name (or LEA) of a school or district in the Statewide Report to view that school or district's profile.

Statewide Report

School Year 2015-2016

LEA	School Name	General			
		LEA Information			
		District	Website	Grades Served	
0101001	Dewitt Elementary School	DEWITT SCHOOL DISTRICT	http://www.dewittschooldistri...	K-5	
0101003	Dewitt Middle School	DEWITT SCHOOL DISTRICT	http://www.dewittschooldistri...	6-8	
0101004	Dewitt High School	DEWITT SCHOOL DISTRICT	http://www.dewittschooldistri...	9-12	
0101008	Gillett Elementary School	DEWITT SCHOOL DISTRICT	http://www.dewittschooldistri...	K-5	



2.6 SEARCH BY ARKANSAS CONGRESSIONAL DISTRICTS

A new search option has been added to search by Federal Congressional District. This search is available for Schools or Districts.

The screenshot shows a search interface with several filter buttons: Name, City, District, Zip, County, Co-Op, ARLEG District, and Congressional District. A red arrow points to the 'Congressional District' button. Below the filters is a search input field containing 'Arkansas's 1st Congressional District'. To the right of the input field are a clear button (x), a dropdown arrow (v), and a search button (magnifying glass). Below the input field is a dropdown menu with the following options: Arkansas's 1st Congressional District (highlighted in blue), Arkansas's 2nd Congressional District, Arkansas's 3rd Congressional District, and Arkansas's 4th Congressional District.

3 DATA UPDATES

3.1 ACT PERFORMANCE COUNTS

Two new fields have been added to the ACT group in a new section “ACT Performance Counts”:

- Number of Students Tested in Grades 9 through 11
- Number of Students Tested in Grade 12

The ACT Performance section has been renamed to “ACT Performance Scores”.

ACT 0
▲

ACT Performance Counts 0
✔ Select All
✖ Clear All

Number of Students Tested in Grades 9 through 11 ?

Number of Students Tested in Grade 12 ?

ACT Performance Scores 0
✔ Select All
✖ Clear All

Average Composite ?
 Average English ?
 Average Mathematics ?

Average Reading ?
 Average Science ?

3.2 ACT ASPIRE SCIENCE SCORES

A dataset with scores for the ACT Aspire Science assessments have been added for grades 3 through 10.

ACT Aspire - Grade 3 - Science 0
✔ Select All
✖ Clear All

African American ?
 Caucasian ?
 Hispanic ?
 Economically Disadvantaged ?
 Limited English Proficiency ?
 Students with Disabilities ?

TAGG ?
 Migrant ?
 Male ?
 Female ?
 Combined Population ?

3.3 TEACHER LICENSURE EXCEPTIONS

A dataset with counts of teacher licensure exceptions has been added.

Teacher Licensure Exceptions 0
✔ Select All
✖ Clear All

Approved Additional Licensure Plan (ALP) ?
 Act 1240 Approval to Waive Licensure (AWL) ?
 Charter School Approval to Waive Licensure (CWL) ?

Approved Long-term Substitute (LTS) ?
 Schools of Innovation (SOI) ?
 Total ?

3.4 COMPUTER SCIENCE ENROLLMENT

Datasets showing counts of computer science enrollments by course and computer science enrollments by grade and race have been added.

Computer Science Enrollment by Course 0

Select All
Clear All

- Computer Science with Mathematics (439100) ?
- Essentials of Computer Programming (460020) ?
- Computer Science with Mathematics (460050) ?
- Computer Science Internship Level I (465950) ?
- Computer Science Internship Level II (465960) ?
- Programming I (492390) ?
- Programming II (492400) ?
- Java II (492570) ?
- Java I (492590) ?
- ACE Approved Intro to Object Oriented Programming (492680) ?
- Computer Science and Software Engineering (PLTW) (495040) ?

- Computer Game Design and Development (495050) ?
- Intro to Mobile Application Development (495060) ?
- Mobile Application Development I (495070) ?
- Mobile Application Development II (495080) ?
- AP Computer Science (539080) ?
- ADE Approved Computer Science (560000) ?
- AP Computer Science (560050) ?
- IB Computer Science (560060) ?
- AP Computer Science Principles (560090) ?
- Other Concurrent Credit Computer Science (0900) ?
- Total ?

Computer Science Enrollment by Grade & Race 0

Select All
Clear All

- Asian (Male) ?
- Asian (Female) ?
- Black (Male) ?
- Black (Female) ?
- Hispanic (Male) ?
- Hispanic (Female) ?
- Native American/Native Alaskan (Male) ?
- Native American/Native Alaskan (Female) ?
- Native Hawaiian/Pacific Islander (Male) ?
- Native Hawaiian/Pacific Islander (Female) ?
- White (Male) ?
- White (Female) ?
- Two or More Races (Male) ?
- Two or More Races (Female) ?
- Male ?
- Female ?

- Ungraded ?
- Pre-Kindergarten ?
- Kindergarten ?
- Grade 1 ?
- Grade 2 ?
- Grade 3 ?
- Grade 4 ?
- Grade 5 ?
- Grade 6 ?
- Grade 7 ?
- Grade 8 ?
- Grade 9 ?
- Grade 10 ?
- Grade 11 ?
- Grade 12 ?
- Total ?

3.5 STUDENT MEDICAL DYSLEXIA

A dataset has been added which includes counts of students with Dyslexia who are or are not receiving therapy.

Medical Dyslexia 0

Select All
Clear All

- Students Receiving Therapy ?

- Students Not Receiving Therapy ?